

CONWOOD a beauty of nature



CONWOOD PRODUCTS CATALOG

THE BEST DECORATIVE



***GREEN
& DECORATIVE
WOOD
REPLACEMENT
PRODUCT***



CONWOOD... a Green Heart Product

An Innovative house decoration... for beautiful world.

Paying attention to surrounding life, society and environment is always our mission and a strong reason for CONWOOD Company Limited, a member of Siam City Cement Public Company Limited and its Group Companies - one of a leading industrial group of Thailand, to focus on creating innovative and environmental-care products. CONWOOD production technology utilizes raw material, energy and all natural resources fully effective with minimum affect to the nature to safeguard all natural forest for its everlasting existence.

CONWOOD a green product which respond effectively to all design perspectives with its versatility. A multipurpose decorating product which can be applied to ceiling, wall or lathing and become popular in domestic and international market. It was guaranteed on product quality and certified for a green label by a leading international institution.



Green Product (Green Label Certificate)
certified by Singapore
Eco-friendly Building Material
022-044-032



***FACTORY
INNOVATIVE
PRODUCT***





World Class Production Technology


CONWOOD a quality product with high standard and innovative production.

CONWOOD is certified for international standard as a high quality construction and decorative material with latest green production technology from Switzerland. All of its raw material and production process are eco-friendly. Its management system is certified for quality standard ISO 9001, environmental standard ISO 14001 and operational health and safety standard TIS/OHSAS 18001.



CONWOOD is a perfect combination of beauty and strength. It is produced from high quality portland cement and special formula cellulose fibre resulting in a unique propertied product with beauty and flexibility compatible to natural wood but as strong as concrete. The most significant point is its economy compare to natural wood or other similar products. CONWOOD is available from 8 mm thickness. Its quality is verified through every steps of the production process. It is durable to all weather conditions, less weight and cost thus effectively respond to all designs and life styles which cover all needs and functional requirements.

Beautify your house with...**CONWOOD**



CONWOOD Company Limited is a subsidiary of Siam City Cement Public Company Limited, Thailand. We have always strived to enhance environmental health through innovations and new technologies. Our philosophy focuses on maintaining the balance of the planet's ecosystem. We have committed ourselves to use technology that is non-toxic and have consistently attempted to reduce energy consumption and optimize the use of natural resources. We believe that mitigating industrial pollution is the best investment we can make for our future.



Beauty as
a real wood



Weather
resistant



Easy to install
& Time-saving



Fire resistant



Termite free



Asbestos free



CONWOOD can beautify any part of your house

- | | | | | | |
|----------|---------------------------|-----------|----------|--------------------------------------|-----------|
| A | MULTI - DECORATION | 09 | C | WALL DECORATION | 31 |
| B | FLOOR DECORATION | 19 | D | EAVE & CEILING DECORATION | 47 |



MULTI - DECORATION

CONWOOD multi - decoration inclusively respond to imagination and creativity in decorative design. It is applicable indoor and outdoor including landscape works which offer a unique beauty with its wood grain texture similar to natural wood. Resistant to all weather conditions with easy and convenient installation. It is a green product with environmentally-friendly property

CONWOOD MARINE PANEL

CONWOOD FENCE

CONWOOD SUNSHADE


CONWOOD PLANK




CONWOOD MARINE PANEL

CONWOOD Marine Panel is the newest innovative product from Conwood which is a versatile plywood board replacement. This product can be used as partition walls, furniture, counter top or other decoration products that use plywood board as the base material.

- *Applicable to many functional designs*
- *Carving, Veneering, Paneling (Cabinet Panels), Table Top (Kitchen, Toilet & Other Areas), Backer Board and Door Skin*



 This product is for decoration only. Do not use the products as main structure which directly carries weight.

Series	Colour	Thickness (cm)	Width (cm)	Length (cm)	Weight (kg/piece)	Piece/m ²	Cross section
Marine	Natural	1.2	122	244	45	0.34	
		1.6	122	244	60	0.34	
		1.8	122	244	67.5	0.34	





CONWOOD FENCE

Outstanding for its fine wood grain texture which offers a look and touch similar to natural wood together with a remarkable strength and durability resulting from its 16mm thickness

- *Fine wood grain texture similar to natural wood appearance.*
- *Available in painted finishing for quick installation.*
- *Strong and durable with its 16 mm thickness*
- *Resistant to all weather conditions and applicable to all houses*



Series	Colour	Thickness (cm)	Width (cm)	Length (cm)	Weight (kg/piece)	Cross section
Botany	Cream / Mahogany / Teak	1.6	10	100	2.0	
		1.6	10	150	3.0	
Classic	Cream / Mahogany / Teak	1.6	10	100	2.0	
		1.6	10	150	3.1	
	Cream	1.6	10	305	6.3	





CONWOOD SUNSHADE

CONWOOD SUNSHADE is designed to show its beauty of fine wood grain texture similar to natural wood for building decoration thus blending its modern appearance with all building designs

- *Applicable to sunshade blind or other decorative works*
- *Compatible to natural wood feeling and touch*
- *Applicable to interior and exterior decoration*
- *Resistable to all weather conditions*



Series	Colour	Thickness (cm)	Width (cm)	Length (cm)	Weight (kg/piece)	Cross section
Sunshade	Cream	1.4	7.5	305	4.1	






CONWOOD PLANK

CONWOOD PLANK delivers to all designs with easy solutions and creativities. It can be adapted to respond to many functions and gives you a beauty of natural wood with its unique fine wood grain texture suitable for interior and exterior building decoration for example wall and column decoration and pergola.

- *Applicable to many functional designs*
- *Fine wood grain texture similar to natural wood*
- *Durable and resistable to all weather conditions*
- *Applicable to indoor and outdoor decorations*



Series	Colour	Thickness (cm)	Width (cm)	Length (cm)	Weight (kg/piece)	Cross section
Plank 2"	Natural	1.6	5	305	3.1	
		2.5	5	305	4.9	
Plank 3"	Natural	2.5	7.5	305	7.3	
Plank 4"	Natural	1.6	10	305	6.3	
		2.5	10	305	9.8	







FLOOR DECORATION

CONWOOD Deck gives you a unique beauty of fine wood grain texture similar to natural wood. It is durable to any weather conditions with 25 mm thickness. **CONWOOD** Deck are available in many sizes ranging from 4 inches, 6 inches and 8 inches in width which can be installed directly on smooth concrete floor and a size of 12 inches in width to be installed on joist. It is also available with a unique T-Lock system which is a screw-free lock system suitable for building extension or decoration work of any office, hotel, restaurant or residential building as the installation process is fast and convenient with good quality finishing in every details

CONWOOD DECK

CONWOOD DECK T-LOCK

CONWOOD DECORATIVE DECK

CONWOOD DECORATIVE STAIR

CONWOOD MOULD




CONWOOD DECK

CONWOOD DECK is available with 4 series of texture appearance. All series come with fine wood grain texture similar to natural wood. It can be installed on smooth concrete floor or joist which can endure all kind of weather conditions and gives you more a feeling of natural touch.

- *Beauty with natural wood appearance*
- *Strong and durable to all weather conditions*
- *Convenient installation on joist or smooth concrete floor*
- *Applicable In-door, Out-door or Landscape decoration*



 Installation of CONWOOD DECK 12", Joist spacing should not exceed 30 cm apart.

Series	Colour	Thickness (cm)	Width (cm)	Length (cm)	Weight (kg/piece)	Piece/m ²	Cross section
CONWOOD DECK 4" 3 in 1	Natural	2.5	30	305	28.8	1.09	
CONWOOD DECK 6" 2 in 1	Natural	2.5	30	305	28.8	1.09	
CONWOOD DECK 12" Groove	Natural	2.5	30	305	28.8	1.09	
CONWOOD DECK 12" Anti slip	Natural	2.5	30	305	28.8	1.09	






CONWOOD DECK 4" 3IN1 T-LOCK

Convenient and quick installation by using T-LOCK system instead of conventional drilling and screwing thus reducing unnecessary damages and rectification to the finished floor. Deliver more refined touch and feeling of a natural wooden floor to your house.

- **Flawless beauty with smooth and delicated touch without any screwed marks.**
- **Convenient and quick installation with T-LOCK system.**
- **Flexible to repeated dismantle and rebuild.**



T-LOCK equipment.



A set of equipments

Screwless installation system for CONWOOD DECK T-LOCK series


22 sets/box

T-LOCK equipment is available for sale separately



Installation of CONWOOD DECK 4" 3IN1 T-LOCK, Joist spacing should not exceed 30 cm apart.

Series	Colour	Thickness (cm)	Width (cm)	Length (cm)	Weight (kg/piece)	Piece/m ²	Cross section
CONWOOD DECK 4" 3IN1 T-LOCK	Natural	2.5	30	305	28.8	1.09	
	Mahogany	2.5	30	305	28.8	1.09	
	Teak	2.5	30	305	28.8	1.09	






CONWOOD DECORATIVE DECK

CONWOOD DECORATIVE DECK is a solution to all design creativities with its remarkably fine wood grain texture which is unique and compatible to natural wood. It is a product of high technology production to perfectly respond to all design perspectives. Available in plain or corrugated sheet with various sizes.

- **Beauty with natural wood appearance**
- **Strong and durable to all weather conditions**
- **Light weight and convenient installation**
- **Applicable In-door, Out-door or Landscape decoration**



 **CONWOOD DECK** must be installed on flat concrete floor only

Series	Colour	Thickness (cm)	Width (cm)	Length (cm)	Weight (kg/piece)	Piece/m ²	Cross section
Decorative Deck 4" Corrugate	Natural	2.5	10	305	9.8	3.27	
Decorative Deck 4"	Natural	2.5	10	305	9.8	3.27	
Decorative Deck 6" Liner	Natural	2.5	15	305	14.7	2.18	
Decorative Deck 6"	Natural	2.5	15	305	14.7	2.18	
Decorative Deck 8"	Natural	2.5	20	305	19.5	1.63	







CONWOOD DECORATIVE STAIR

A solution to all staircase designs with its remarkable and unique of fine wood grain texture. Give you a splendid touch of natural wood feeling with notable strength to forceful impact suitable for tread finishing material.

- **Beauty appearance similar to natural wood**
- **Durable with notable strength to forceful impact**
- **Available in various dimensions, width and length**
- **Applicable to all kind of staircase decorations**



Series	Colour	Thickness (cm)	Width (cm)	Length (cm)	Weight (kg/piece)	Cross section
Vertical 7"	Natural	1.6	18	120	4.4	
	Natural	1.6	18	150	5.4	
Vertical 8"	Natural / Mahogany / Teak	1.6	20	120	4.9	
Horizontal 10"	Natural	2.5	25	120	9.6	
Horizontal 12"	Natural	2.5	30	120	11.3	
	Natural	2.5	30	150	14.2	
Handrail	Natural / Mahogany / Teak	3	8.5	305	9.0	






CONWOOD MOULD

CONWOOD MOULD can be fixed tightly to any wall with inspiring beauty. It is resistant to moisture and helps to protect dirt and stain from cleaning activity of the floor.

- **Tightly fixed to the wall**
- **Convenient and quick installation**
- **Perfectly match with any kind of the wall**
- **Durable to all weather conditions**



Catalog 2018 eng add Marine board

Series	Colour	Thickness (cm)	Width (cm)	Length (cm)	Weight (kg/piece)	Cross section
Louis	Cream Mahogany Teak	1.1	10	305	4.4	
		1.4	10	305	5.2	
Classic		1.1	10	305	4.4	
		1.4	10	305	5.2	





WALL DECORATION

CONWOOD wall decoration delivers remarkable beauty through its texture, relief and grooving design to offer unique patterns which can be combined selectively to create various attractive dimensions in any application and installation. It can respond effectively to all designs and creativities either interior or exterior works of new or renovated building for all kind of functions ie. office, hotel, restaurant and residential building. It can be installed easily and quickly to create gimmick and value to your works.

CONWOOD LAP SIDING G SERIES / BG

CONWOOD LAP SIDING C-LOCK

CONWOOD DECORATIVE PANEL

CONWOOD SIDING

CONWOOD DECORATIVE PANEL ECP

CONWOOD DOOR FRAME



CONWOOD LAP SIDING G-SERIES / BG

CONWOOD LAP SIDING G-SERIES / BG possess its beauty through modern design. Available in 5 series with groove and rabbet at its edge for convenient and quick installation, resulting in a smooth and tight adjoining joint

- *Modern design with various application as you wish*
- *Quick and convenient installation with lap siding system.*
- *Beauty appearance as natural wood*
- *Applicable to interior and exterior works*



Series	Colour	Thickness (cm)	Width (cm)	Length (cm)	Weight (kg/piece)	Piece/m ²	Cross section
Lap Siding G0	Cream	1.1	20	305	9.0	1.63	
Lap Siding G1	Cream	1.1	20	305	8.9	1.63	
Lap Siding G2	Cream	1.1	20	305	8.7	1.63	
Lap Siding G5	Cream	1.1	20	305	8.2	1.63	
Lap Siding BG	Cream	1.1	15	305	6.9	2.15	

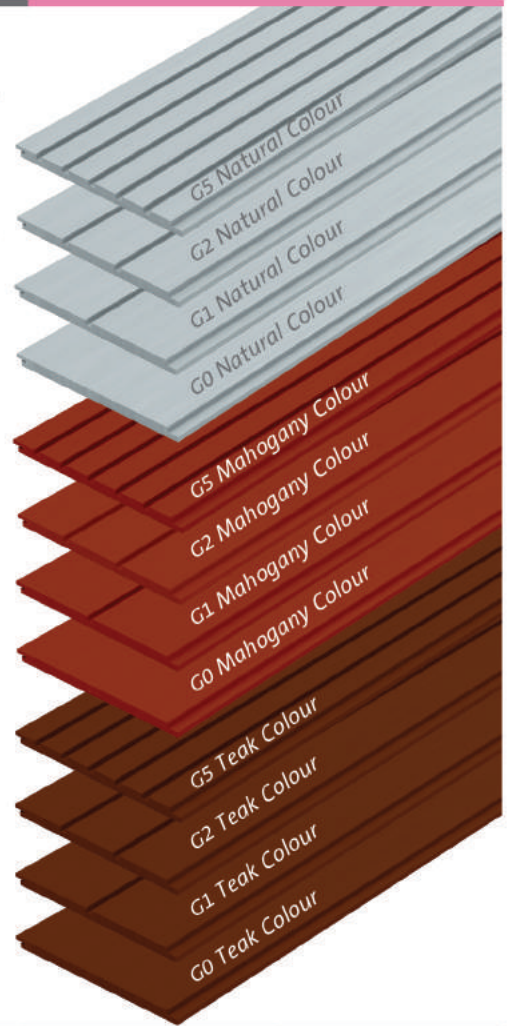




CONWOOD LAP SIDING C-LOCK

Modern design with variety of grooving patterns. A new dimension of wall decoration comes together with a new installation system by C-LOCK which makes it easy and convenient. **CONWOOD LAP SIDING C-LOCK** offers you a flawless beauty with smooth and delicate touch without any screwed marks. It also helps make your house cool down by a ventilation space between the wall and **CONWOOD LAP SIDING**. Applicable to both interior and exterior decoration.

- **Modern design appearance with many design application as your wish**
- **Easy and quick installation with C-LOCK system**
- **Cool your house with extra ventilation through decorated wall**
- **Applicable to all interior and exterior works**



C-LOCK equipment



A set of equipments

Screwless installation system for CONWOOD LAP SIDING C-LOCK series

36 sets/box

C-LOCK equipment is available for sales separately

Series	Colour	Thickness (cm)	Width (cm)	Length (cm)	Weight (kg/piece)	Piece/m ²	Cross section
C-LOCK G0	Natural	1.1	20	305	8.4	1.63	
C-LOCK G1		1.1	20	305	8.2	1.63	
C-LOCK G2	Mahogany	1.1	20	305	8.1	1.63	
C-LOCK G5	Teak	1.1	20	305	7.6	1.63	






CONWOOD DECORATIVE PANEL

Unique with its continuous grooving line suitable for modern design to achieve a luxury appearance. Effectively turn a flat wall into an elegant one with dimensions. Convenient installation with screw system either directly on brick wall or on laths to create different patterns upon your imagination.

- **Modern design which help create dimensions to the wall**
- **Save time and reduce cost**
- **Similar effect to combination of natural wood in different sizes**
- **Applicable to interior and exterior works**



Series	Colour	Thickness (cm)	Width (cm)	Length (cm)	Weight (kg/piece)	Piece/m ²	Cross section
Modern	Natural	1.6	20	150	5.7	3.33	
Liner	Natural	1.1	15	305	6.4	2.18	
Rythm	Natural	1.6	20	150	4.9	3.30	
Stick	Natural	2.5	10	305	8.2	3.27	
Array-N	Natural	1.1	20	150	3.8	3.33	
Array-W	Natural	1.1	20	150	3.6	3.33	
V-groove	Cream	1.1	30.5	305	12.8	1.07	






CONWOOD DECORATIVE PANEL

Uniqued pattern with its groove lines creating fascinated and realistic shade and shadow in every dimensions. Durable product with quick installation suitable for indoor and outdoor application.

- **Create new dimension to the wall with its modern-styled groove lines**
- **Convenient installation to all type of the walls**
- **Strong and durable without any twist**
- **Applicable to interior or exterior works**



Series	Colour	Thickness (cm)	Width (cm)	Length (cm)	Weight (kg/piece)	Piece/m ²	Cross section
U-groove	Natural	1.1	60	120	10.5	1.38	
Brick	Natural	1.1	60	120	10.5	1.38	





CONWOOD SIDING

With its elaborate and quality production process in every steps, **CONWOOD SIDING** offers you classic texture of grain and wood which responds to all creativity of wall decoration designs for both interior and exterior works.

- *Available in grain and wood texture*
- *Strong and durable to all weather conditions*
- *Applicable to interior and exterior works*
- *Beautiful appearance as natural wood*



Series	Colour	Thickness (cm)	Width (cm)	Length (cm)	Weight (kg/piece)	Piece/m ²	Cross section
Siding	Cream	0.8	15	305	5.0	2.62	
Siding Karaked	Natural	0.8	15	305	5.0	2.62	

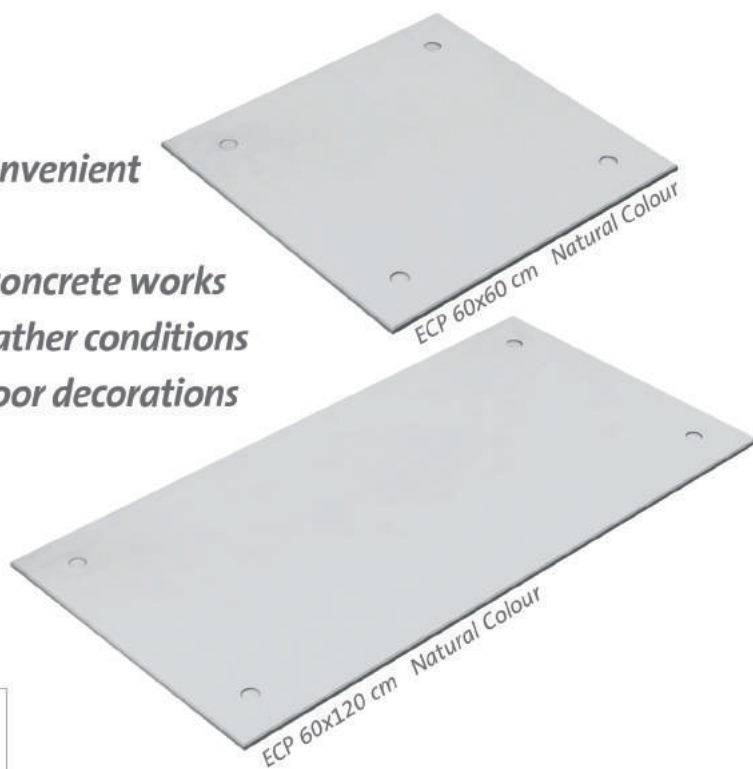




CONWOOD DECORATIVE PANEL ECP

New alternative of home decoration with **CONWOOD DECORATIVE PANEL ECP** which focuses on raw material exposure and cement texture. It helps save your time and cost through its light-weight and convenient installation. Suitable to both interior and exterior decorative works.

- **Beauty, Light-weight and Convenient installation**
- **Similar appearance to bare concrete works**
- **Strong and durable to all weather conditions**
- **Applicable to indoor or outdoor decorations**



Series	Colour	Thickness (cm)	Width (cm)	Length (cm)	Weight (kg/piece)	Piece/m ²	Cross section
ECP 60x60 cm	Natural	1.1	60	60	4.9	2.77	
ECP 60x120 cm	Natural	1.1	60	120	9.9	1.38	








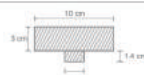
CONWOOD DOOR FRAME

CONWOOD DOOR FRAME is produced by a quality production with high standard responding to all need of creativities. It comes also with Connect series which is able to install a door on both sides of its frame. Applicable to all types of any wall and free from bending cause by moisture problem.

- **Applicable to all type of the walls**
- **Applicable to all kind of paint works**
- **Strong and durable**
- **Free from bending problem**



-  1. Require 4 hinges per door with tight screws for proper installation
 2. Door weight should not exceed 40 kg
 3. Total weight exclude packaging

Series	Product Properties				Height (cm)	Cross section
Classic	Width (cm)	70	80	90	210	
	Weight (kg/piece)	26.86	27.74	30.55	210	
Connect	Width (cm)	70	80	90	210	
	Weight (kg/piece)	23.50	23.98	24.40	210	





EAVE & CEILING DECORATION

CONWOOD eave & ceiling decoration effectively respond to customers' need in the area of product strength, durability which can endure to all weather conditions, Good at linear alignment installation with precisely straight and level without any bending or twisting. It is a valued product with quick and convenient to install thus offers you a beauty of natural wood by its outstanding and exclusive wood grain texture. **CONWOOD** is made of environmentally-friendly raw materials available in many forms and sizes applicable to various style of architectural and decorative works

CONWOOD EAVE

CONWOOD EAVE 2IN1

CONWOOD DECORATIVE LATH



CONWOOD EAVE

CONWOOD EAVE comes with high quality which can be alignmently installed without any bending or twisting. Resistant to all weather conditions and offers a natural beauty with its wood grain texture appearance.

- Available in its natural colour or painted
- Strong and durable to all weather conditions
- Applicable to all forms of roofing




Series	Colour	Thickness (cm)	Width (cm)	Length (cm)	Weight (kg/piece)	Cross section
EAVE 6"	Natural / Cream	1.6	15	305	9.0	
EAVE 8"		1.6	20	305	12.1	

CONWOOD EAVE 2IN1

CONWOOD EAVE 2IN1 comes with new quality and design similar effect to two pieces of eave banded together. It is light-weighted and good at linear alignment installation without any bending or twisting. Add more beauty with its texture of natural wood grain perfectly respond to customers' need

- Strong and durable to all weather conditions
- Beauty with its precisely level and linear straight
- Two piece appearance in one piece without any connecting joint
- Quick installation to save time and cost




Series	Colour	Thickness (cm)	Width (cm)	Length (cm)	Weight (kg/piece)	Cross section
EAVE 2IN1	Natural / Cream	2.2	23.5	305	17.6	



CONWOOD DECORATIVE LATH

Reflecting a warmth tone of natural wood and applicable to all styles of house. It is convenient to install and save your time. Durable to all weather conditions and resistant to termite and moisture problem.

- *Practically use in many applications*
- *Beauty as natural wood for its wood grain texture*
- *Nicely apply to cover eave area*
- *Applicable to interior or exterior works*



CONWOOD Ceiling Border practically uses to cover and finish edges of decorative lath



Series	Colour	Thickness (cm)	Width (cm)	Length (cm)	Weight (kg/piece)	Piece/m ²	Cross section
CONWOOD Decorative Lath 2"	Cream	1.1	5	305	2.3	6.55	
CONWOOD Decorative Lath 3"	Cream	1.1	7.5	305	3.5	4.37	
CONWOOD Decorative Lath 4"	Cream	1.1	10	305	4.6	3.27	
CONWOOD Ceiling Border	Cream	1.1	5	305	2.3	-	
CONWOOD Lath U-Groove	Natural	0.8	60	120	7.3	1.38	





Phurue KhrumKeeree Resort




Villa Grand Trawas

CONWOOD LIMITLESS INNOVATIONS



Swiss-bel Inn Seminyak



Raffles Hills



Raintree International School

PROJECT REFERENCES

CONWOOD products have been used as decorative wood replacement materials for interior and exterior decoration in many projects. For example,

- Grand Bangkok Boulevard
- Nantawan
- Nirvana
- The Grand
- Rhythm




Saded Café



The Proud Exclusive



Sote Club



The City Pattanakarn



Novotel Hua Hin Cha Am Beach Resort And Spa



Sathira Dhammasathan

The Verve
 The Pana
 Supalai Bella
 The City Pattanakarn
 The Marq

Hilton
 Wararum
 Che Elpend
 O-HO Farm
 Dutch Farm

Raintree International School
 Silpakorn University
 Hard Rock Café
 Saded Café
 Starbucks



Citraland



Dewandaru



Pakuwon Indah Ritz Embassy



Grisea Summarecon



McDonald's



Grand Bangkok Boulevard

Kamala Falls Residential Resort
 The Peace
 Cefe Amazon
 Hilton
 Arden

Tara Mantra Prestige
 Thana Village
 Ntrio
 Baan Chidlom
 Airlink Park

Bangkok Patana School
 Starbucks Coffee
 KFC
 Tri Shawa Resort
 Caffe D ORO

TECHNICAL INFORMATION

PHYSICAL AND MECHANICAL PROPERTIES

	Standard	Unit	Test results
Thickness Tolerance	ASTM C1185	%	± 10
Density	BS EN 12467	g/cm ³	1.20 - 1.35
Moisture content	ASTM C1185	%	5.0 ± 2.0
Water absorption	ASTM C1185	%	≤ 30
Modulus of Rupture (Avg.)	BS EN 12467	MPa	≥ 7 (WET)
Modulus of Rupture (MD)	BS EN 12467	MPa	≥ 9 (WET)
Modulus of Rupture (MD)	ASTM C1185	MPa	≥ 11 (EMC)
Water impermeability	BS EN 12467	-	Pass
Moisture movement	BS EN 12467	%	0.05 - 0.10
Length change with water absorption (Totally dry to totally wet)	-	%	0.27

FIRE RESISTANCE PROPERTIES

Ignitability	BS 476 : Part 5	-	Pass
Fire propagation index	BS 476 : Part 6	-	I = 0, Pass
Surface spread of flame	BS 476 : Part 7	-	Class 1, Pass
Fire resistance*	BS 476 : Part 20, 22	Minutes	20

*11 mm thick of CONWOOD boards were tested without thermal insulation


THERMAL PROPERTIES

Heat conduciveness	ASTM C177	W/m.k	0.184
Heat resistance	ASTM C177	m ² .K/W	0.082

DURABILITY PROPERTIES


Freeze-thaw resistance	ASTM C1185	-	Pass
Warm water resistance	ASTM C1185	-	Pass
Heat-rain resistance	ASTM C1185	-	Pass
Soak-dry resistance	ISO 8336	-	Pass

STORAGE AND TRANSPORTATION OF CONWOOD PRODUCTS



CONWOOD products should be stored on flat level and dry area with 1.5x3.0 inches wooden supporter at 50 cm spacing. Outdoor storages are advised to cover with canvas to protect it from rain water and dust.

CONWOOD products should be stored on flat level area with maximum height at 100 cm supported by hardwood at 50 cm apart.



CONWOOD planks should be carried by at least 2 people and always placed in vertical position. It should be lifted at a position of 50 cm from both ends of the plank.



CONWOOD Co.,LTD.

Crystal Design Center (L1 Building, Soi 4, Room No.111)

Address no. 1448/14 Soi Ladprao 87 (Chantrasuk)

Klongchan, Bangkok, Bangkok 10240

T : +66 2 797 7444 F : +66 2 797 7004 E-mail : customerservice@siamcitycement.com

PROJECT REFERENCE



20012019



CONWOOD THAILAND



CONWOOD.CO.TH

C1732 Press 4
(Available in Thailand Only)